

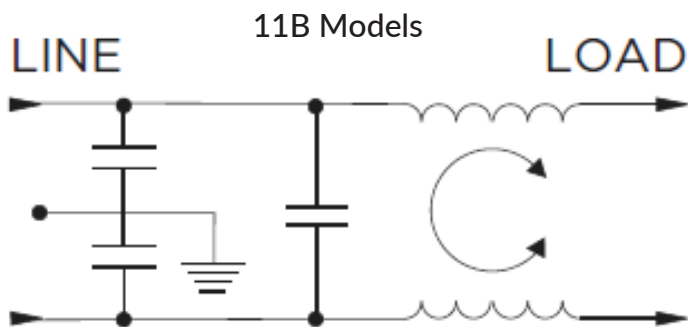
# PC Board Mountable General Purpose RFI Filters

AMI-B11B/C Series

Metal Enclosure Single Phase Single Stage Series

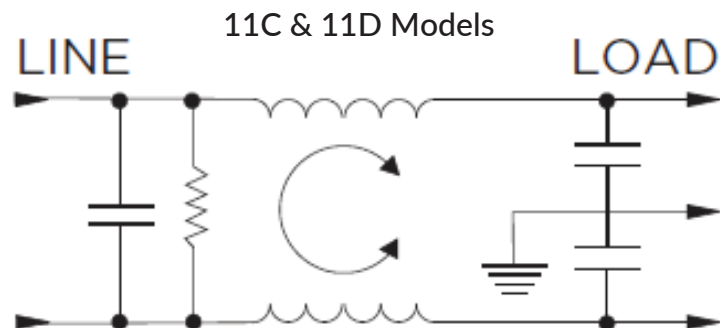
AMI Designation	Input/output Style	Current Rating	Inductance	Capacitance		Resistor	Leakage Current @ 120 VAC 60Hz/250 VAC 50 Hz	TIL	Case Style
				mH	Cx				
Available Part Numbers	PCBA Style			nF	pF		mA		
AMI-B11B-13-1-B	13	1	10	47	2200	0	0.13/0.21	001	A
AMI-B11B-13-3-B	13	3	2	47	2200	0	0.13/0.21	002	A
AMI-B11C-13-1-B-1	13	1	10	100	3000	1500	0.22/0.38	003	B
AMI-B11C-13-3-B-1	13	3	2	100	3000	1500	0.22/0.38	004	B
AMI-B11C-13-6-B-1	13	6	0.93	100	3000	1500	0.22/0.38	005	B
AMI-B11C-13-10-B-1	13	10	0.35	100	3000	1500	0.22/0.38	006	B
AMI-B11C-13-1-B-2	13	1	10	22	3000	3300	0.22/0.38	007	B
AMI-B11C-13-3-B-2	13	3	2	22	3000	3300	0.22/0.38	008	B
AMI-B11C-13-6-B-2	13	6	0.93	22	3000	3300	0.22/0.38	009	B
AMI-B11C-13-10-B-2	13	10	0.35	22	3000	3300	0.22/0.38	010	B

## Electrical Schematic



# PC Board Mountable General Purpose RFI Filters

## Electrical Schematic



## Specifications:

- Rated Voltage (max): 250 VAC
- Operating Frequency: 50/60 Hz
- Operating Current: 3 to 10 A
- Hi-pot Rating (one minute): Line to Ground: 2250 VDC  
Line to Line: 1450 VDC
- Operating Ambient Temperature Range (at rated current  $I_r$ ): -10°C to +40°C. In an ambient temperature ( $T_a$ ) higher than +40°C the maximum operating current ( $I_o$ ) is calculated as follows:  $I_o = I_r \sqrt{[(85 - T_a) / 45]}$

# PC Board Mountable General Purpose RFI Filters

## Minimum Insertion Loss

Measured in closed 50 Ohm system

### Common Mode/Asymmetrical (Line to Ground)

Current Rating	Frequency-MHz					
	.15	.5	1	5	10	30
<i>AMI-B11B</i>						
1A	30	40	40	42	45	45
3A	24	29	30	42	45	45
<i>AMI-B11C-13-X-B-2</i>						
1A	32	41	54	54	46	40
3A	18	28	35	41	40	40
6A	10	20	28	37	40	40
10A	5	14	19	27	33	40
<i>AMI-B11C-13-X-B-1</i>						
1A	32	41	54	54	46	40
3A	18	28	35	41	40	40
6A	10	20	28	37	40	40
10A	5	14	19	27	33	40

# PC Board Mountable General Purpose RFI Filters

## Minimum Insertion Loss

Measured in closed 50 Ohm system

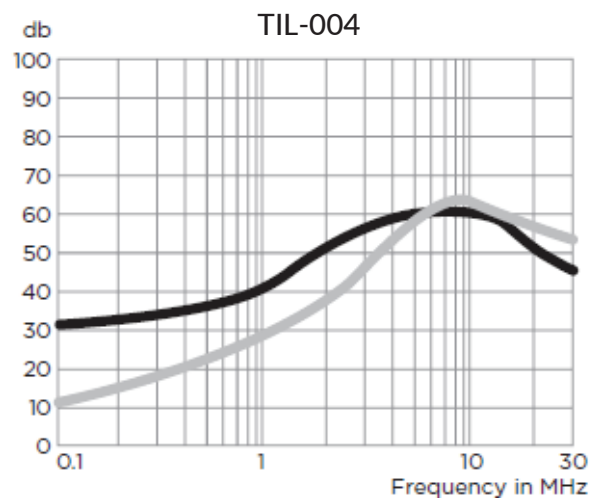
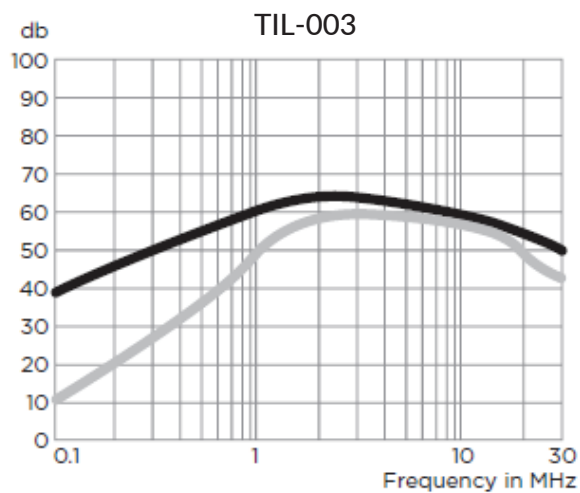
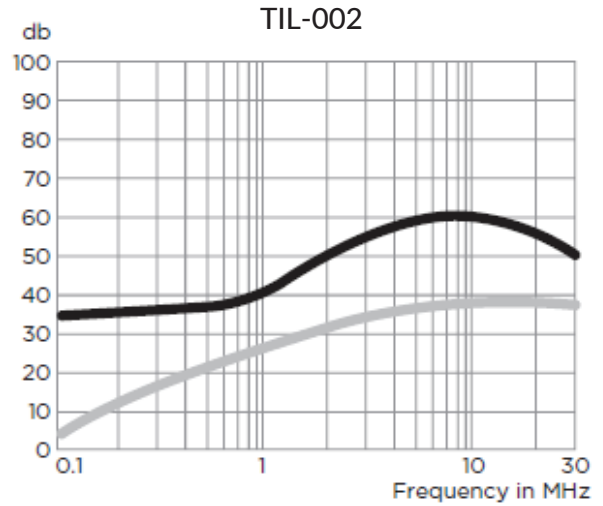
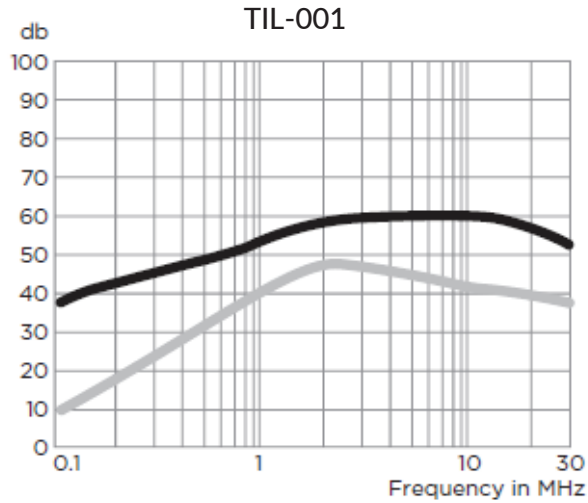
### Differential Mode/Symmetrical (Line to Line)

Current Rating	Frequency-MHz					
	.15	.5	1	5	10	30
<i>AMI-B11B Models</i>						
1A	-	14	25	35	33	25
3A	-	14	15	31	34	25
<i>AMI-B11BB Models</i>						
1A	4	14	42	42	44	38
3A	4	14	24	38	38	38
6A	4	14	22	30	34	34
10A	6	16	22	40	50	45

<i>AMI-B11C Models</i>	.15	.5	1	2	4	10	20	30
1A	1	6	19	39	48	52	38	35
3A	1	4	9	9	28	41	36	35
6A	1	4	9	9	40	40	42	35
10A	1	4	9	9	14	35	42	35

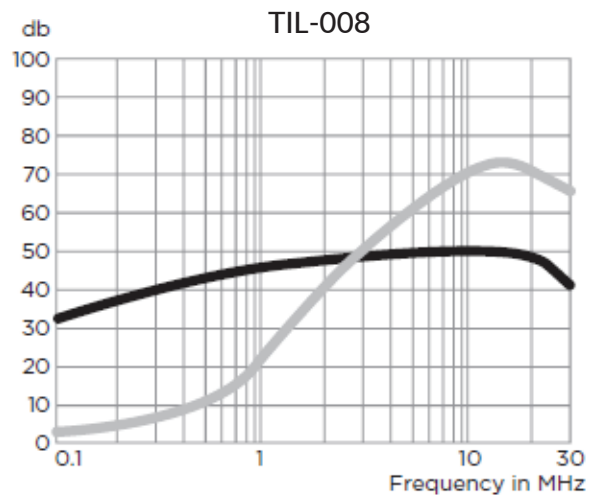
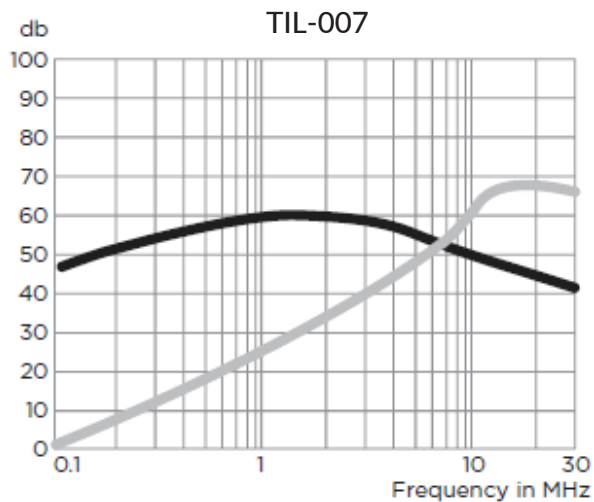
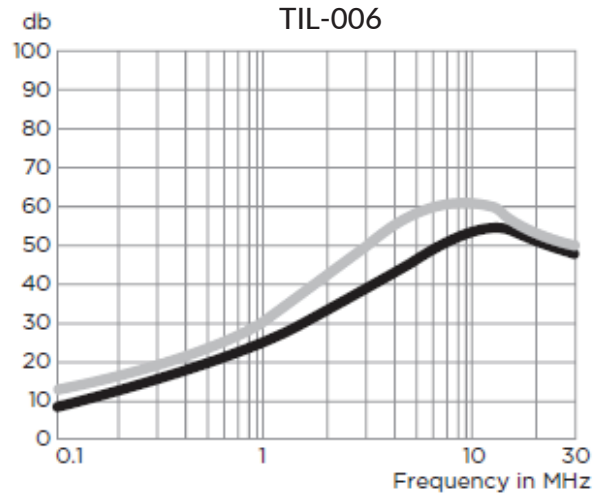
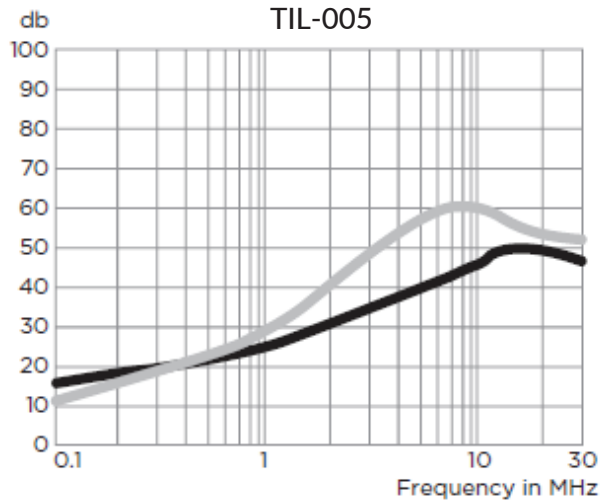
# PC Board Mountable General Purpose RFI Filters

## Performance Data Typical Insertion Loss



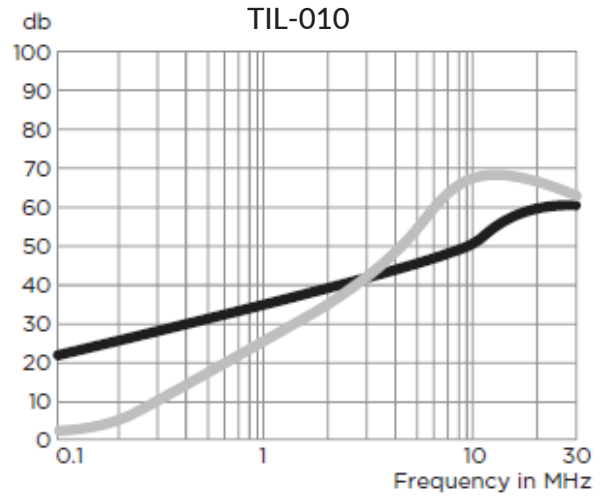
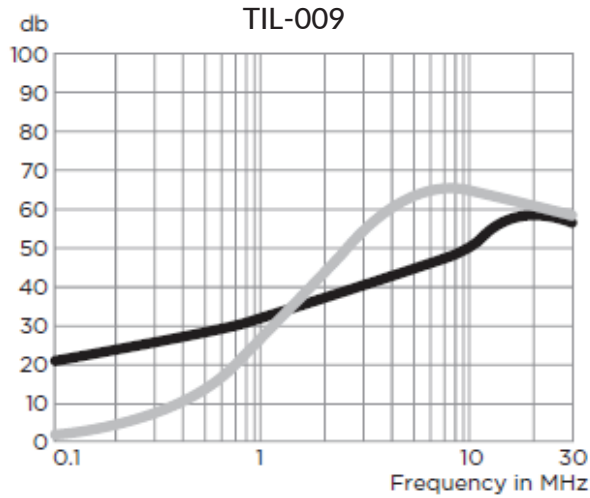
# PC Board Mountable General Purpose RFI Filters

## Performance Data Typical Insertion Loss



# PC Board Mountable General Purpose RFI Filters

## Performance Data Typical Insertion Loss

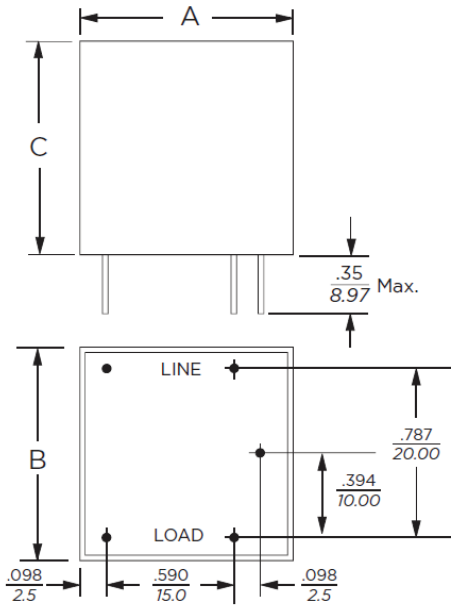


- Common Mode / Asymmetrical (L-G)
- Differential Mode / Symmetrical (L-L)

# PC Board Mountable General Purpose RFI Filters

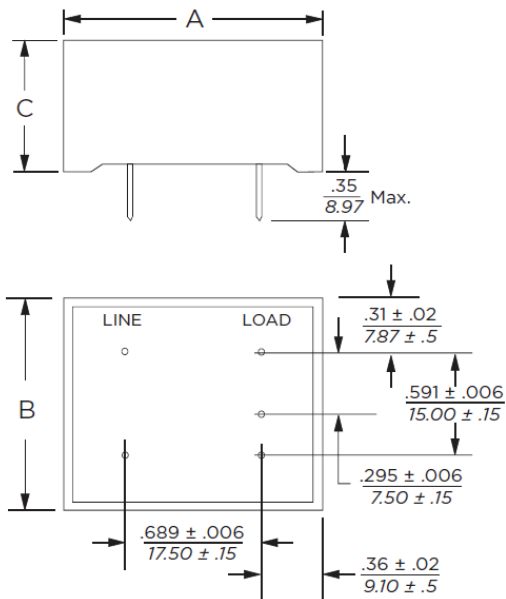
## Case Styles

### STYLE A



Typical Dimensions:  
Pins (5): 0.025 [0.635] square

### STYLE B



Typical Dimensions:  
Pins (5): 0.025 [0.635] square



# PC Board Mountable General Purpose RFI Filters

## Mechanical Dimensions:

Model Number	A max	B max	C max
AMI-B11B-13-X-B	0.984"/25.0mm	0.984"/25.0mm	0.984"/25.0mm
AMI-B11C-13-X-B	1.44"/36.6mm	1.24"/31.5mm	0.95"/24.15mm
AMI-B11BB-13-X-B	1.44"/36.6mm	1.24"/31.5mm	0.78"/19.9mm