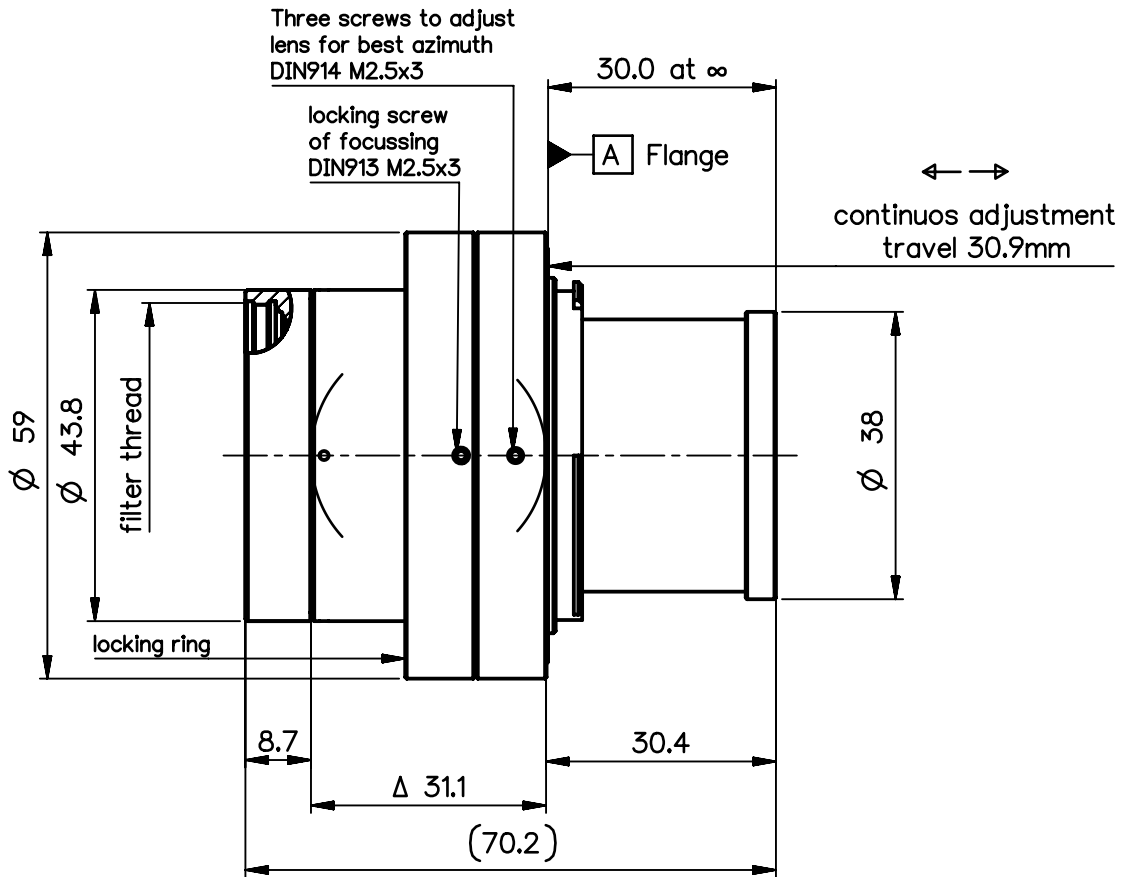


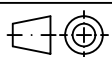
order number	lens name	f-stop
0703-087-000-25	Rodagon-F 4/60	4
0703-087-000-26	Rodagon-F 5.6/60	5.6
0703-087-000-27	Rodagon-F 8/60	8



Specification		ON	7441-9001	
image circle max. (mm)	44	working distance (mm)	159 - ∞	
focal length f' (mm) *	62	interface	F-mount	
magnification β' [range]	-0.25 [-0.5 ... 0]	filter thread	M40.5 x0.5	
spectral range λ (nm)	400 - 750	weight (g)	190	
schematic diagram		design includes CCD cover glass: no		
*) in air		SF (mm)	-44.1	f-stop
		S'F' (mm) *	46.9	∅ EnP
		HH' (mm) *	-2.0	∅ Exp
		SH (mm)	17.9	
		S'H' (mm) *	-15.1	
		S'EnP (mm)	17.5	
		S'Exp (mm) *	-15.6	

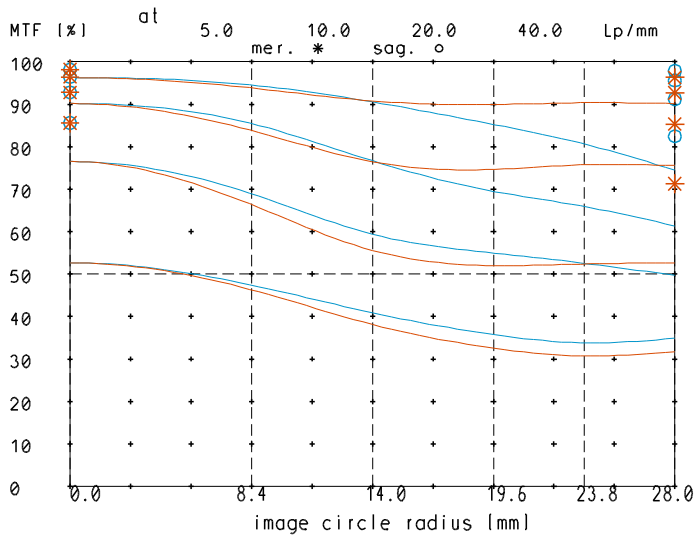
NX PROTECTIVE NOTE "DIN ISO 16016" TO BE OBSERVED	EU-D	AL-T1A	US-D	US-ML	not export controlled
	REV	ECC	DATE	APPROVED	PDM Status Freigabe
	a	Neuausg			-
	b	14-0184	14.08.14	Schiff e	
			GENERAL TOLERANCE OF DIMENSION, FORM, POS.	SCALE 1:1	
			SURF. TREATMT	MATERIAL	
			BASIC TOLERANCING PRINCIPLE	TITLE	
			FIRST ISSUE	05.08.08	Labarte
			NAME	05.08.08	Schaeffler
			CHKD	05.08.08	Schaeffler
				DRAWING NO.	0703-087-100-00-0001b
				SHEET	1
				OF	1
				REPLACES	

ALL DIMENSIONS ARE IN MM AND INCLUDE SURFACE TREATMENT

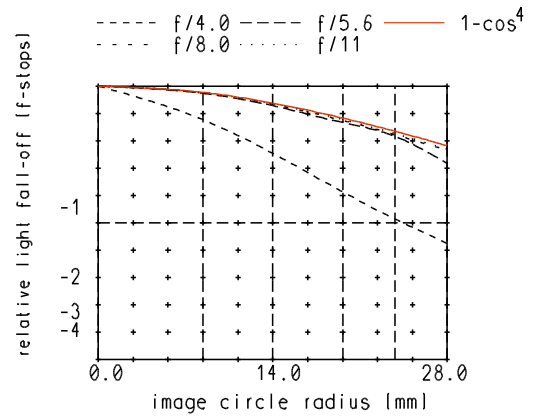


Rodagon_4/60

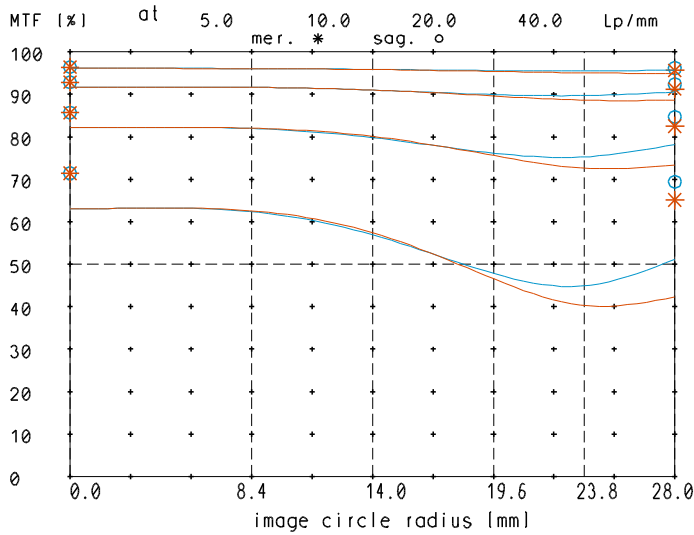
MTF at ratio -0.25 f/ 4.0



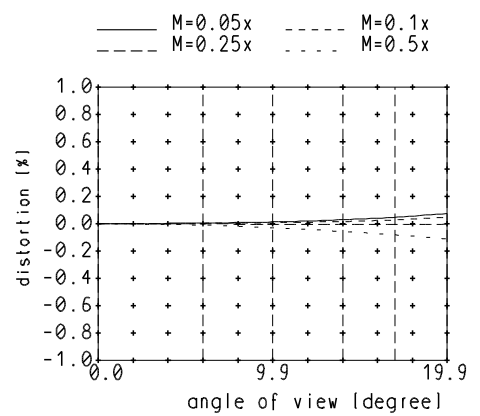
relative light fall-off at ratio -0.25



MTF at ratio -0.25 f/ 8

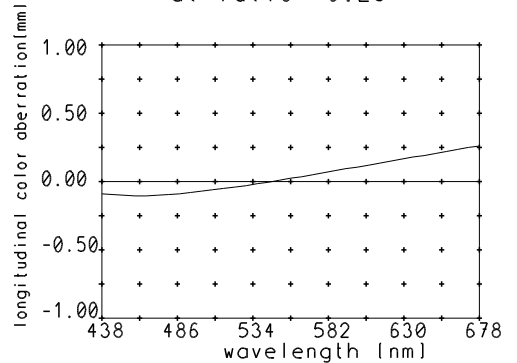


Distortion at ratio 0.05x to 0.5x



— sagittal. o Diffraction limited value
— meridional * Diffraction limited value

Longitudinal color aberration at ratio -0.25



Named frequencies (line pairs/mm) in modular transfer function (MTF) as well as diagrams of relative light fall-off, distortion and longitudinal color aberration refer to film plane.