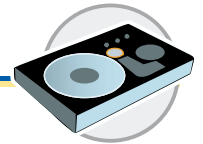




5.0 x 3.2mm Ceramic SMD

ASSP XO™ for Storage



Product Features

- Very low Pk to Pk jitter - 30ps Max
- Low output current - 10mA Max
- Low power standby mode
- RoHS Compliant

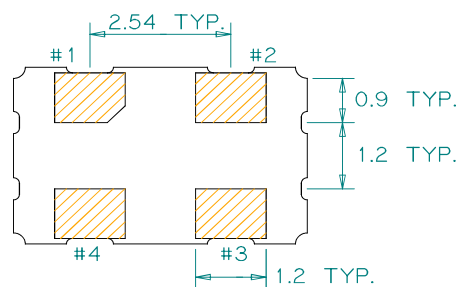
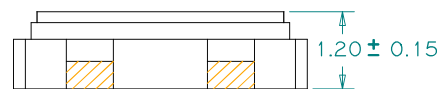
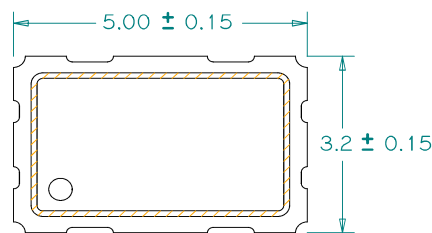
Product Description

This is an enhanced high frequency 3.3V, 62.5MHz crystal clock oscillator with superb jitter and low operating current for Serial Attached SCSI Hard Disk Drive applications.

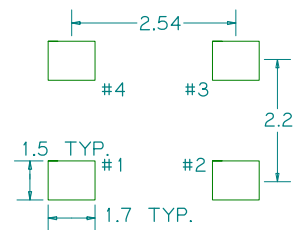
Applications

- Serial Attached SCSI 6G Hard Disk Drive

Package:



Recommended Land Pattern:



Pin Functions:

Pin	Function
1	OE Function
2	Ground
3	Clock Output
4	V _{DD}

*Extended high frequency power decoupling is recommended (see test circuit for minimum recommendation). To ensure optimal performance, do not route RF traces beneath the package.

Part Ordering Information:

FDSAS6062



Electrical Performance

Parameter	Min.	Typ.	Max.	Units	Notes
Output Frequency		62.5		MHz	
Supply Voltage V _{DD}	1.71	1.8	1.89	V	
Supply Current, Output Enabled			10	mA	
Supply Current, Output Disabled			100	μA	
Frequency Stability			±50	ppm	See Note 1 below
Operating Temperature Range	-20		+70	°C	
Output Logic 0, V _{OL}			10% V _{DD}	V	
Output Logic 1, V _{OH}	90% V _{DD}			V	
Output Load			15	pF	
Duty Cycle	45		55	%	Measured 50% V _{DD}
Rise and Fall Time			1	ns	Measured 20/80% of waveform
Jitter, pk-pk			30	ps	100.000 random periods

Notes:

- Stability includes all combinations of operating temperature, load changes, rated input (supply) voltage changes, initial calibration tolerance (25°C), aging (1 year at 25°C average effective ambient temperature), shock and vibration.
- For specifications other than those listed, please contact sales.

Output Enable / Disable Function

Parameter	Min.	Typ.	Max.	Units	Notes
Input Voltage (pin 1), Output Enable	0.7 V _{DD}			V	or open
Input Voltage (pin 1), Output Disable (low power standby)			0.3 V _{DD}	V	Output is Hi-Z
Internal Pullup Resistance	30			kΩ	
Output Disable Delay			200	ns	
Output Enable Delay			2	ms	

Absolute Maximum Ratings

Parameter	Min.	Typ.	Max.	Units	Notes
Storage Temperature	-55		+125	°C	

For the latest product information visit: <http://www.pericom.com/products/timing/oscillators/FDSAS6062/>

For test circuit go to: http://www.pericom.com/pdf/sre/tc_hcmos.pdf

For soldering reflow profile and reliability test ratings go to: <http://www.pericom.com/pdf/sre/reflow.pdf>

For tape and reel information go to: http://www.pericom.com/pdf/sre/tr_5032_xo.pdf