

Device connector, front mounting - CA-09S1N8A6Y00 - 1619867

Please be informed that the data shown in this PDF Document is generated from our Online Catalog. Please find the complete data in the user's documentation. Our General Terms of Use for Downloads are valid (<http://phoenixcontact.com/download>)



Device connector for front wall, straight, shielded: yes, SPEEDCON locking, M23, Number of positions: 8+1, Type of contact: Socket, Crimp connection, Seal, axial

The figure shows the 6-pos. product version



Key Commercial Data

Packing unit	1 pc
Custom tariff number	85366990
Country of origin	Germany

Technical data

Temperature range

Ambient temperature (operation)	-40 °C ... 125 °C
---------------------------------	-------------------

Data of the insulating body

Coding	N
Insulator material	PA 66
Contact connection method	Crimp connection
Type of contacts	Socket
Number of positions	9
Contact diameter of power contacts	1 mm
Nominal current per power contact at 25°C	8 A
Nominal voltage, power contact	300 V
Contact diameter of signal contacts	2 mm
Nominal current per signal contact at 25°C	20 A
Nominal voltage, signal contact	300 V
Overvoltage category	II
Degree of pollution	3

Device connector, front mounting - CA-09S1N8A6Y00 - 1619867

Technical data

Housing data

Housing material	CuZn
Type of locking	SPEEDCON locking
Degree of protection (when plugged in)	IP67
Thread type	M23

Classifications

eCl@ss

eCl@ss 4.0	272607xx
eCl@ss 4.1	27260701
eCl@ss 5.0	27143424
eCl@ss 5.1	27143424
eCl@ss 6.0	27143424
eCl@ss 7.0	27440209
eCl@ss 8.0	27440103

ETIM

ETIM 3.0	EC001121
ETIM 4.0	EC002635
ETIM 5.0	EC002061

UNSPSC

UNSPSC 6.01	43172015
UNSPSC 7.0901	43201404
UNSPSC 11	43172015
UNSPSC 12.01	43201404
UNSPSC 13.2	43201404

Approvals

Approvals

Approvals

UL Recognized / cUL Recognized / EAC

Ex Approvals

Device connector, front mounting - CA-09S1N8A6Y00 - 1619867

Approvals

Approvals submitted

Approval details

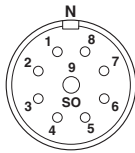
UL Recognized

cUL Recognized

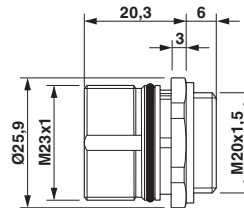
EAC

Drawings

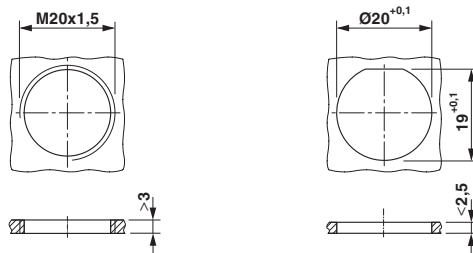
Schematic diagram



Dimensional drawing



Dimensional drawing



Installation dimensions